

Summer Math

Entering Grade 1

Though summer break is only a few months long, it is still very important to maintain the incredible academic skills your child has learned and worked so hard on this year. Summer is also a great opportunity to practice new skills your child may not have mastered yet.

In order to keep math skills sharp, your student should do the following things:

1. Practice math problems for 10-15 minutes at least five times a week. This can be done with flash cards, online games, or ipad apps. Students can practice with a brother or sister, a parent or babysitter, a friend, or alone. Students can practice anywhere—at home, in the car, or the beach, or by the pool!
2. Plan to work on this math packet with your student for 20-30 minutes once a week. This a transition packet that reviews concepts covered in Kindergarten. It extends the concepts in preparation for First Grade. Some of the pages may be challenging, but we encourage your student to try the problems.

Take your time spreading activities across the summer. Lots of practice over the summer will make for a stronger start to your child's first grade educational experience.

This packet should be returned to next year's teacher in September.

Have a great summer!

Summer Math

Multiple Choice

Identify the choice that best completes the statement or answers the question.

___ 1. How many cubes?



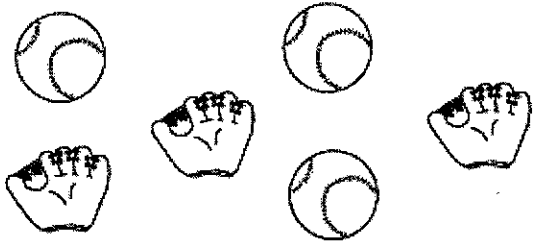
- a. 2
- b. 3

- c. 4
- d. 5

___ 2. Which shows 2 more counters shaded?



3. Which graph shows the correct number of objects?



- a.

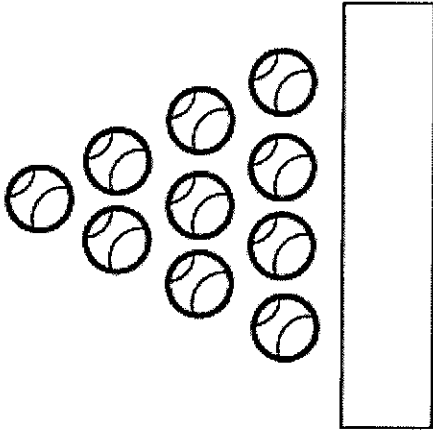
| | | | | | |
|--|--|--|--|--|--|
| | | | | | |
| | | | | | |
- b.





| | | | | | |
|--|--|--|--|--|--|
| | | | | | |
| | | | | | |
- c.

| | | | | | |
|--|--|--|--|--|--|
| | | | | | |
| | | | | | |
- d.

| | | | | | |
|--|--|--|--|--|--|
| | | | | | |
| | | | | | |

4. Look at the pattern.
How many balls will go in the empty box?




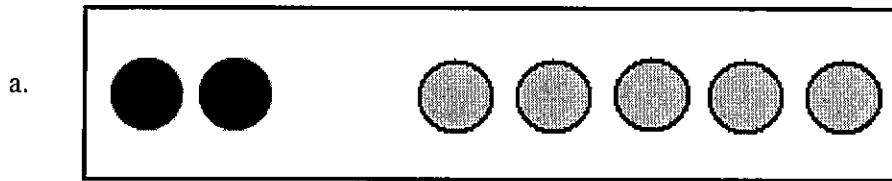


- a. 
- b. 
- c. 
- d. 



Name: _____

ID: A

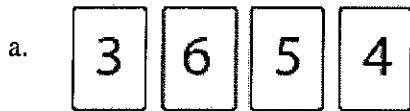
___ 5. Which shows one way to make 7?



___ 6. Count the penguins. Which group has 2 more penguins?



___ 7. Which shows four numbers in order?




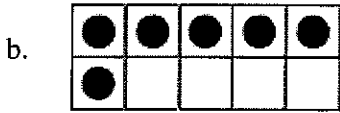
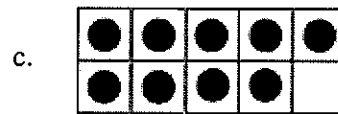
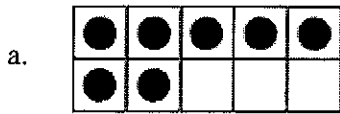
___ 8. Which number is less than 4?




Name: _____

ID: A

___ 9. Which number is greater than 8?




___ 10. Find the number fifteen.



- a. 12
- b. 15

- c. 19
- d. 6

___ 11. How many smiley faces are there?



a. 28

c. 23

b. 18

d. 30

___ 12. Which number is missing?



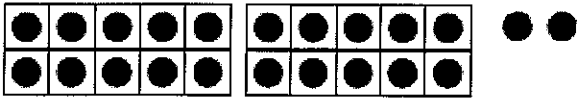
a.


c.


b.


d.

___ 13. Which shows the number 27?


a. 

b. 

c. 

d. 

___ 14. Which shows joining the two groups?

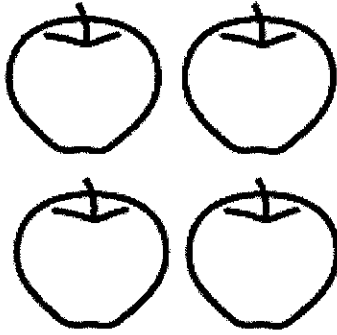


6 and 2

- a. $4 + 2$
- b. $5 + 3$
- c. $6 + 2$
- d. $2 + 5$

- ___ 15. Karen picked 4 apples.
Then she picked 2 more.
How many did she pick in all?

Which number sentence shows this story?




4

and



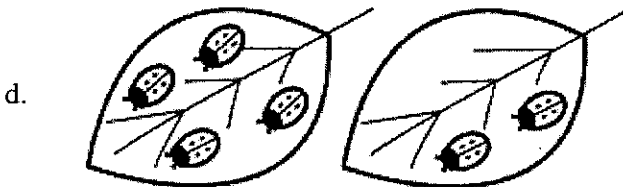
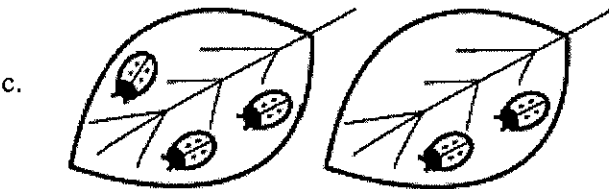
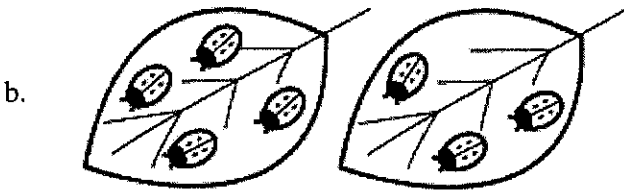
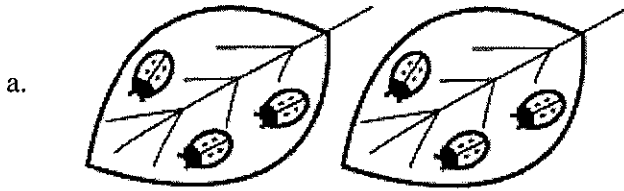
2

- a. $4 + 3 = 7$ c. $4 + 1 = 5$
b. $4 + 2 = 6$ d. $4 + 4 = 8$
- ___ 16. Mrs. Johnston put 4 muffins on a plate.
Then she put 2 more muffins on the plate.
How many muffins are there in all?




- a. 4 and 2 is 6. c. 4 and 3 is 7.
b. 4 and 4 is 8. d. 3 and 3 is 6.

___ 17. There are 3 bugs on one leaf.
 There are 2 bugs on another leaf.
 Which picture shows how many bugs in all?



___ 18. Which number sentence tells about the picture?




a. $10 + 4 = 14$

b. $10 + 5 = 15$

c. $10 + 6 = 16$


d. $10 + 7 = 17$

___ 19. Which shows $10 + 3$?






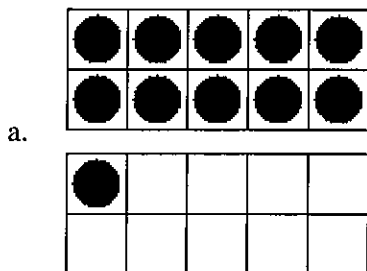
- a. 11
- b. 12
- c. 13
- d. 14

___ 20. Which number sentence tells about the picture?



- a. $10 + 7 = 17$
- b. $10 + 8 = 18$
- c. $10 + 4 = 14$
- d. $10 + 3 = 13$

___ 21. Which picture shows $10 + 9 = 19$?



___ 22. Look for a pattern. Complete the number sentence.

$$11 = 10 + 1$$

$$12 = 10 + 2$$

$$13 = 10 + 3$$

$$14 = 10 + ?$$

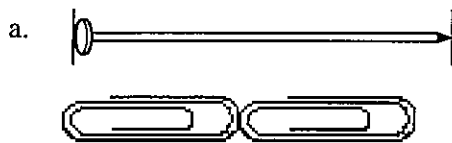
a. 5

c. 3

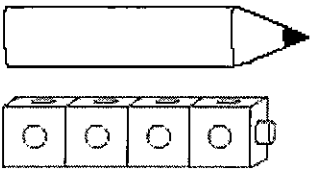
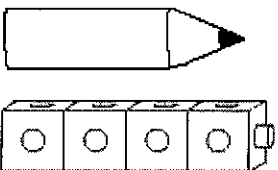
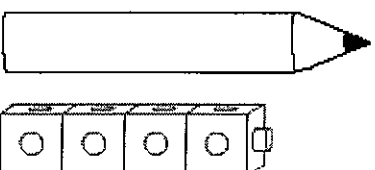
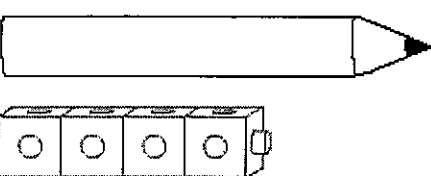
b. 4

d. 6

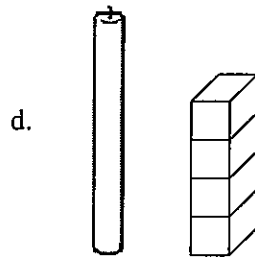
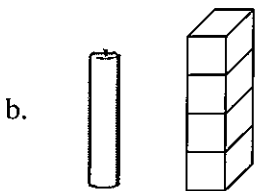
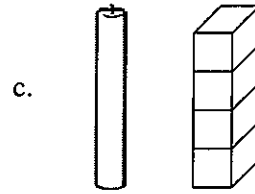
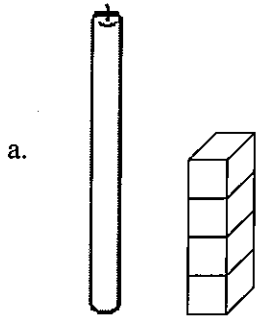
___ 23. Which nail is longer than two paper clips?





___ 24. Which pencil is shorter than 4 cubes?

- a.  A pencil is shown above a row of four identical cubes. The pencil is longer than the row of cubes.
- b.  A pencil is shown above a row of four identical cubes. The pencil is shorter than the row of cubes.
- c.  A pencil is shown above a row of four identical cubes. The pencil is longer than the row of cubes.
- d.  A pencil is shown above a row of four identical cubes. The pencil is much longer than the row of cubes.



___ 25. Which candle is shorter than the stack of cubes?



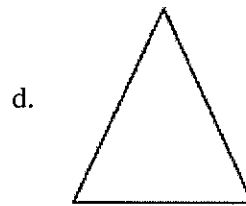
___ 26. Which circle is the same as the other circles?







___ 27. Which shape belongs with the others?



___ 28. Which shape is a circle?




___ 29. Which cow is inside the pen?



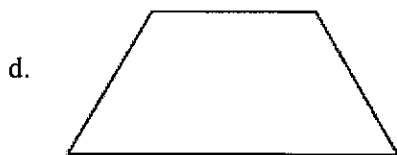
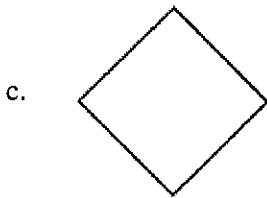
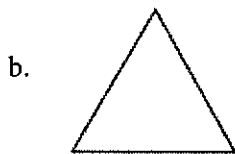
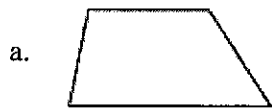
Name: _____

ID: A


___ 30. Look at this shape.



Which of these is part of the shape above?



Name _____



Coloring 2D Shapes

Directions: Find the 2D shapes and color.



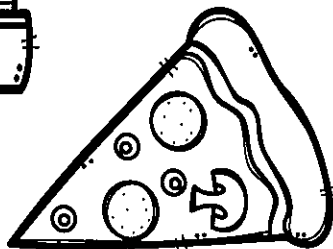



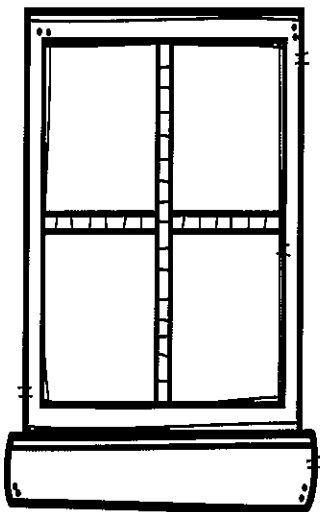



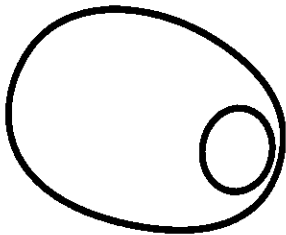


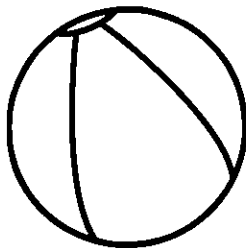





circle

square

triangle

rectangle

oval



Name _____

Use the counters to find the sums.

3

$$\begin{array}{r} 3 \\ + 2 \\ \hline \end{array}$$

4

$$\begin{array}{r} 4 \\ + 1 \\ \hline \end{array}$$

2

$$\begin{array}{r} 2 \\ + 2 \\ \hline \end{array}$$

0

$$\begin{array}{r} 0 \\ + 5 \\ \hline \end{array}$$

2

$$\begin{array}{r} 2 \\ + 3 \\ \hline \end{array}$$

1

$$\begin{array}{r} 1 \\ + 4 \\ \hline \end{array}$$

5

$$\begin{array}{r} 5 \\ + 0 \\ \hline \end{array}$$

1

$$\begin{array}{r} 1 \\ + 2 \\ \hline \end{array}$$

2

$$\begin{array}{r} 2 \\ + 3 \\ \hline \end{array}$$

3












$$\begin{array}{r} 3 \\ + 0 \\ \hline \end{array}$$

2

$$\begin{array}{r} 2 \\ + 1 \\ \hline \end{array}$$

0

$$\begin{array}{r} 0 \\ + 4 \\ \hline \end{array}$$








Name _____



Popsicle Addition

Directions: Find the sum and color using the color code.

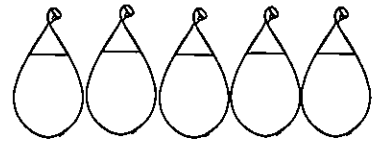
| | | | | |
|---|---|---|---|---|
| $\begin{array}{r} 5 \\ + 1 \\ \hline \end{array}$ | $\begin{array}{r} 4 \\ + 4 \\ \hline \end{array}$ | $\begin{array}{r} 5 \\ + 2 \\ \hline \end{array}$ | $\begin{array}{r} 4 \\ + 6 \\ \hline \end{array}$ | $\begin{array}{r} 3 \\ + 3 \\ \hline \end{array}$ |
| $\begin{array}{r} 5 \\ + 4 \\ \hline \end{array}$ | $\begin{array}{r} 3 \\ + 7 \\ \hline \end{array}$ | $\begin{array}{r} 6 \\ + 2 \\ \hline \end{array}$ | | |

| COLOR CODE | |
|------------|--|
| 6 |  blue |
| 7 |  green |
| 8 |  orange |
| 9 |  red |
| 10 |  yellow |

I can subtract!



$5 - 3 = \underline{\quad}$



$5 - 5 = \underline{\quad}$

Fun




$5 - 2 = \underline{\quad}$

in



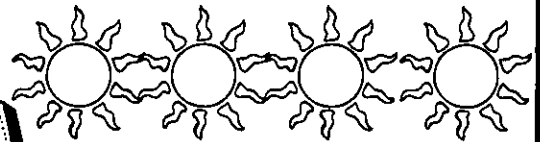
$4 - 2 = \underline{\quad}$

the

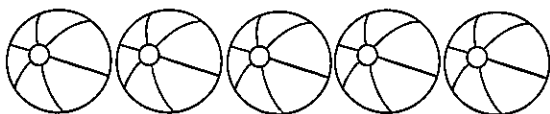


$5 - 1 = \underline{\quad}$


sun!



$4 - 3 = \underline{\quad}$



$5 - 0 = \underline{\quad}$





$4 - 4 = \underline{\quad}$





Name _____


Solve the equations.



$$\begin{array}{r} 10 \\ -6 \\ \hline \end{array}$$



$$\begin{array}{r} 10 \\ -7 \\ \hline \end{array}$$

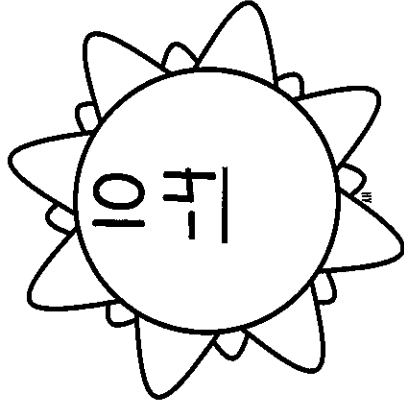

$$\begin{array}{r} 10 \\ -9 \\ \hline \end{array}$$



$$\begin{array}{r} 10 \\ -5 \\ \hline \end{array}$$



$$\begin{array}{r} 10 \\ -1 \\ \hline \end{array}$$



$$\begin{array}{r} 10 \\ -8 \\ \hline \end{array}$$



$$\begin{array}{r} 10 \\ -2 \\ \hline \end{array}$$


$$\begin{array}{r} 10 \\ -4 \\ \hline \end{array}$$


$$\begin{array}{r} 10 \\ -3 \\ \hline \end{array}$$


$$\begin{array}{r} 10 \\ -8 \\ \hline \end{array}$$


$$\begin{array}{r} 10 \\ -2 \\ \hline \end{array}$$


$$\begin{array}{r} 10 \\ -10 \\ \hline \end{array}$$

Name _____

Step-Up 2

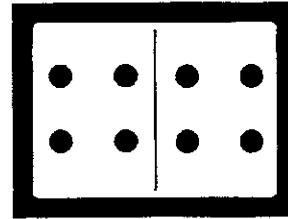
Practice

Stories About Joining

Write an addition sentence. Solve.

1. 4 children are swimming.
Then 4 more children join them.

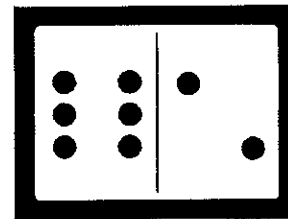
How many children are swimming now?



$$\underline{\quad} + \underline{\quad} = \underline{\quad}$$

2. 6 puppies are playing.
Then 2 more puppies join them.

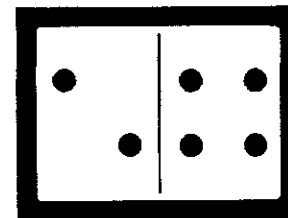
How many puppies are playing now?



$$\underline{\quad} + \underline{\quad} = \underline{\quad}$$

3. 2 fish are in the tank.
Then 4 more fish join them.

How many fish are in the tank now?



$$\underline{\quad} + \underline{\quad} = \underline{\quad}$$

Algebra

4. Which number makes the addition sentence true?

$$4 + \underline{\quad} = 6$$

1
Ⓐ

2
Ⓑ

3
Ⓒ

6
Ⓓ

Name _____

Step-Up 3

Practice

Adding in Any Order

Write the sum.

Then change the order of the addends.

Write the new addition sentence.

1. $5 + 3 = \underline{\quad}$

2. $4 + 2 = \underline{\quad}$

3. $1 + 3 = \underline{\quad}$

$\underline{\quad} + \underline{\quad} = \underline{\quad}$

$\underline{\quad} + \underline{\quad} = \underline{\quad}$

$\underline{\quad} + \underline{\quad} = \underline{\quad}$

4.

| | |
|-------|--|
| 8 | |
| $+ 1$ | |
| 9 | |

$+ \begin{array}{|c|} \hline \square \\ \hline \end{array} = \begin{array}{|c|} \hline \square \\ \hline \end{array}$

5.

| | |
|-------|--|
| 3 | |
| $+ 4$ | |
| | |

$\begin{array}{|c|} \hline \square \\ \hline \end{array} + \begin{array}{|c|} \hline \square \\ \hline \end{array} = \begin{array}{|c|} \hline \square \\ \hline \end{array}$

6.

| | |
|-------|--|
| 9 | |
| $+ 0$ | |
| | |

$\begin{array}{|c|} \hline \square \\ \hline \end{array} + \begin{array}{|c|} \hline \square \\ \hline \end{array} = \begin{array}{|c|} \hline \square \\ \hline \end{array}$

Algebra

7. Which is the same as $4 + 1$?

- (A) $1 + 5$
- (B) $4 + 3$
- (C) $2 + 5$
- (D) $1 + 4$

8. Which is the same as $6 + 3$?

- (A) $3 + 2$
- (B) $5 + 2$
- (C) $3 + 6$
- (D) $7 + 0$

Name _____

Step-Up 4

Practice

Introducing Subtraction Number Sentences


Write a subtraction sentence.

1.



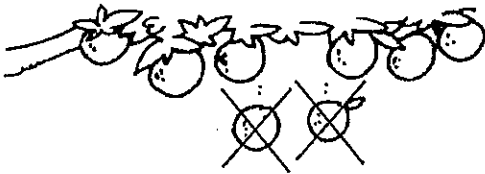
5 - 1 = 4

2.



.....

3.



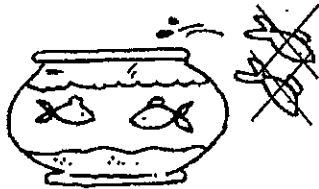
.....

4.



.....

5.



.....

6.



.....

Number Sense

7. Draw the missing dots.
Which subtraction sentence
tells about the model?

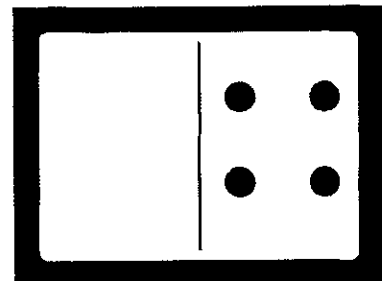
(A) $8 - 2 = 6$

(C) $8 - 4 = 4$

(B) $8 - 6 = 2$

(D) $4 - 4 = 0$

8



Name _____

Step-Up 5

Practice

Stories About Taking Away

Find the difference. Write a subtraction sentence.

1.




There are 5 children at the table.

2 children stop eating.

How many children are still eating?

$$\underline{\quad} - \underline{\quad} = \underline{\quad}$$

2.



A man has 6 balloons.

1 balloon flies away.

How many balloons does the man have now?

$$\underline{\quad} - \underline{\quad} = \underline{\quad}$$

Algebra

3. 9 children are jumping rope.

3 children leave to play tag.

How many children are still jumping rope?


Which subtraction sentence tells about the story?

(A) $9 - 1 = 8$

(C) $9 - 5 = 4$

(B) $9 - 4 = 5$

(D) $9 - 3 = 6$



Name _____

Step-Up 9

Practice

Properties of Plane Shapes

1. Draw a shape with 5 corners.

2. Draw a shape with 4 straight sides.

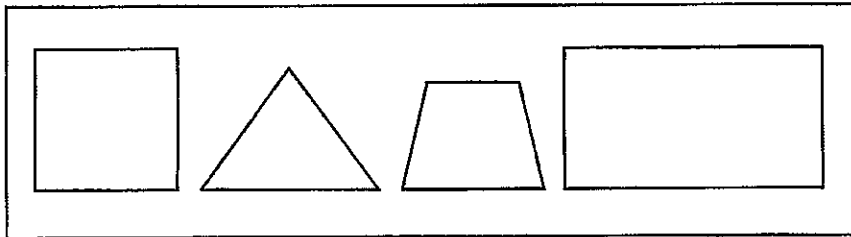
3. Draw a shape with 3 sides and 3 corners.

4. I have 4 sides and 4 corners.
Which shape am I?

- (A) circle
- (B) trapezoid
- (C) hexagon
- (D) triangle

Reasoning

Here is the way Brian sorted some plane shapes.



Circle the question Brian might have asked.

Does it have fewer than 5 corners?

Does it have more than 5 straight sides?